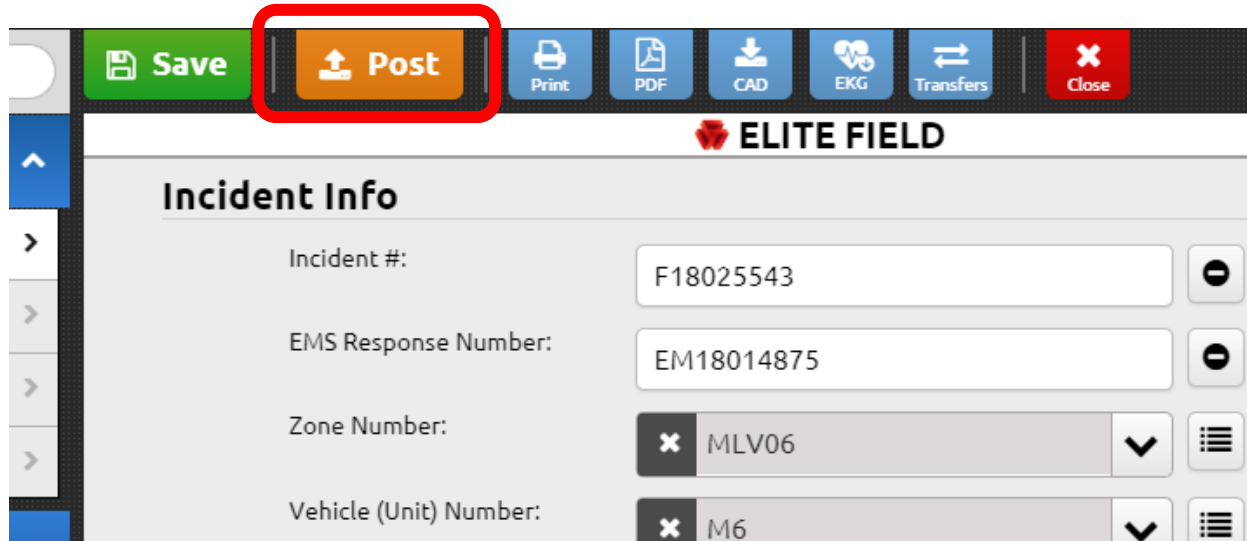
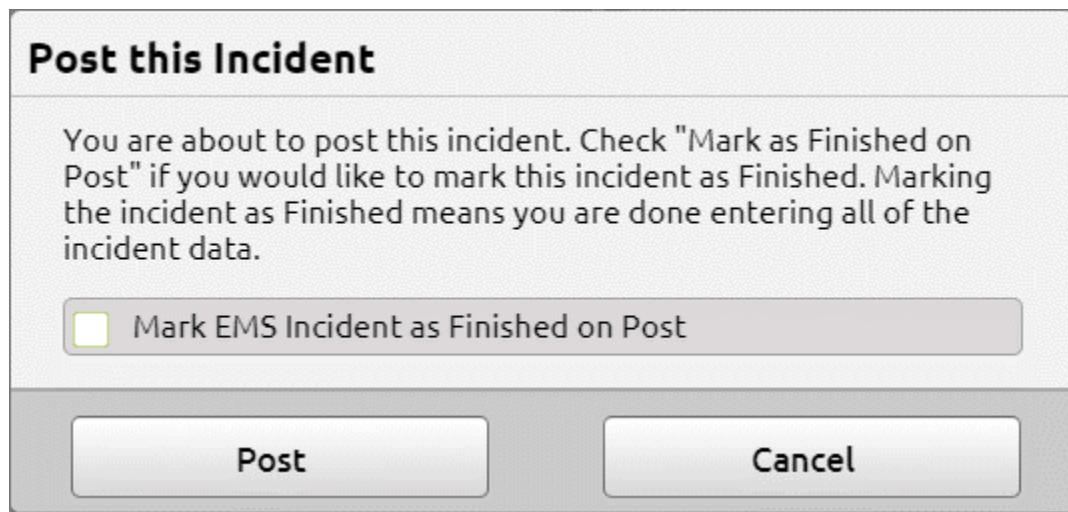


From within Elite Field, to send the PCR to the server, click on POST A connection to the internet is required for the record to post.



You will get this message:



If you have completed the PCR, click the check box to mark it as Finished. This will change the status to Finalized and lock it when posted.

the incident as Finished means you are done e
incident data.

Mark EMS Incident as Finished on Post

Post

Click on POST:

the incident as Finished means you are done e
incident data.

Mark EMS Incident as Finished on Post

Post

Incident Save Progress

Incident Save ↻ In Progress

If posted successfully, you will see this message. If you do not see this, it was not posted.

Incident posted successfully ✕

The incident was posted successfully.

OK Close Incident

If this box is checked and the validation score is less than 100:

Post this Incident

You are about to post this incident. Check "Mark as Finished on Post" if you would like to mark this incident as Finished. Marking the incident as Finished means you are done entering all incident data.

Mark EMS Incident as Finished on Post

Post Cancel

Response Mode to Scene: Code 3 Code Downgraded to Code 3 Code 2 Upgraded to Code 3

Incident/Patient Disposition: Canceled (Prior to Scene)

99 Validation Menu

You will get this message when trying to post:

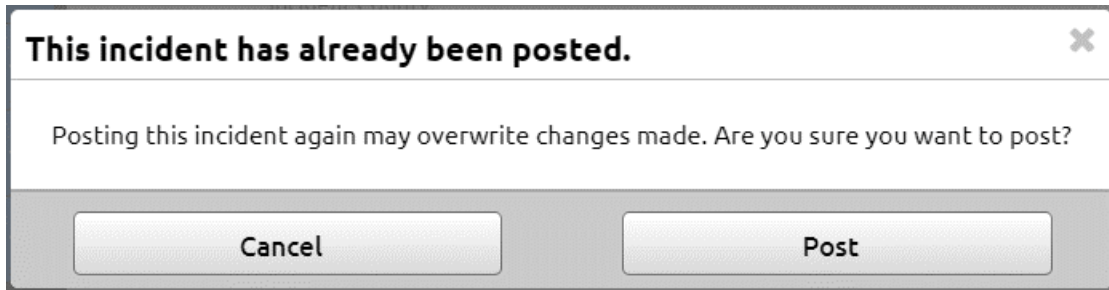
Unable to Mark Incident Finished

Incident was not finished because it has a validation score of less than 100

OK

You can still post the incident, just don't check that box.

If an incident has been posted (but not locked), it can be re-posted/updated. In this case, when clicking on POST, this message will appear:



Click on POST.

