

Go to: <https://marincounty.imagetrendelite.com/Elite/Organizationmarincounty/> enter info and click **Sign in**

ImageTrend
EMERGENCY DATA SYSTEMS

Sign In

Username

Password

Sign In

[Forgot your password?](#)

Click **Yes**:

Release Form

I agree to the following Data Privacy Statement.

Yes No

PLEASE READ THIS PRIVACY STATEMENT CAREFULLY

ImageTrend users, by accepting this Data Privacy Statement, you agree to keep the information contained within this site private and confidential. Any reporting or exporting of data must be done securely using industry standards and best practices for data privacy and adhering to all applicable federal and state data privacy requirements. It is the responsibility of the user to ensure that all applicable requirements are adhered to.

The State has taken steps to ensure that all information contained within this site is secure to protect against unauthorized access and use. All information is protected by our security measures, which are periodically reviewed. Information is protected through the use of passwords, strictly controlled server access, physical security of the hosting site, and 128-bit SSL encryption.

Although the State can assure the security and privacy of the data that has been submitted, we have no control over how individual users may handle their own data, either before or after they have submitted data. In order to protect the security and privacy of your records before or after you have submitted data, we recommend adopting the following procedures/practices:

1. Do not send patient care records via email. Email does not offer the same level of security as submitting data via the internet to Elite because it is not encrypted.
2. Only assign user names and passwords to individuals who have responsibility for Elite.
3. Regularly change passwords.

If you have questions about the Privacy or Security of this site, please contact: support@imagetrend.com

NOTE: For those who have access to agencies, be sure that you are at the system level ("Marin County EMS")

Click on **Incidents**

ImageTrend Marin County EMS **Incidents** Resources Tools Community Troy hosp-view

Announcements

Enter Only Actual PCRs

This system is now live; enter only actual PCRs. Practice PCRs can be done using the Demo agency (instructions below).

Posted: 06/04/2018 by Troy Peterson

Create Practice PCRs


To create a practice/test PCR, sign in using the user name of "practice1", "practice2", or "practice3" with the password: "practice" (all without the quotes) and you will be logged into the Demo Agency where you can enter PCRs.

Posted: 06/04/2018 by Troy Peterson

Click Elite Viewer

IMAGETREND ELITE Marin County EMS Incidents Resources

View Existing

 [Elite Viewer](#)

IMAGETREND ELITE Marin County EMS Incidents Resources Tools Community Troy hosp-view

Elite Viewer










Starts With Search All Columns Go

View: **★ Hospital View** View All

Unit Notified by Dispatch Date/Time:
Between 05/25/2018 to 06/08/2018 Go Reset Filters

Bulk Actions Select All Records (57) Results Per Page 25 1 - 25 of 57 Loaded: 6/8/2018 18:30:58

Order By: Patient Arrived at Destination Date/Time Newest First

Patient Arrived at Destination Date/Time 6/8/2018 16:06:36	Patient Full Name [REDACTED]	Date of Birth [REDACTED]	Age 52	Age Units Years	 
Patient Gender Male	Primary Impression Alcohol Intoxication	Agency Marin County Fire Department	Call Sign M97	Incident Number F18015779	
Patient Arrived at Destination Date/Time 6/8/2018 16:01:03	Patient Full Name [REDACTED]	Date of Birth [REDACTED]	Age 43	Age Units Years	 
Patient Gender Male	Primary Impression Traumatic Injury	Agency Southern Marin Emergency Medical Paramedic System(SMEMPS)			
Call Sign M6	Incident Number F18015778				
Patient Arrived at Destination Date/Time 6/8/2018 14:49:29	Patient Full Name [REDACTED]	Date of Birth Nothing Entered	Age 45	Age Units Years	 
Patient Gender Male	Primary Impression Traumatic Injury	Agency San Rafael Fire Department	Call Sign M55	Incident Number F18015776	
Patient Arrived at Destination Date/Time	Patient Full Name	Date of Birth	Age	Age Units	



USING ELITE VIEWER

The Elite Viewer list page displays the incidents available to each hospital personnel for reviewing and reporting.

Navigation: *Incidents > Elite Viewer*

The screenshot shows the Elite Viewer interface with several callouts:

- Change the view:** Points to the 'View' dropdown menu.
- Edit the view or create a new view:** Points to the 'View All' link.
- Expand filter menu:** Points to the 'Reset Filters' button.
- Attachments:** Points to the attachment icon.
- Messages:** Points to the message icon.
- Incident History:** Points to the refresh icon.
- Print Incident Report:** Points to the print icon.

The interface includes a search bar, a date range filter (07/31/2017 to 08/14/2017), a 'Bulk Actions' dropdown, and a table of incident data.

Locked	Validity	Status	Unit Notified by Dispatch Date/Time	Incident Number	Response Number
	91	Started	8/14/2017 09:19:02	Incident201708141271	Response201708141294

Facts

- Elite Viewer refreshes automatically **unless** an incident is selected.
- You cannot open an incident from Elite Viewer, but you can view the incident report as a PDF.
- Bulk print incidents using the Create Print Report option in the Bulk Actions drop down

Customizable Features

You can customize the columns and filters that appear on the Elite Viewer list page. For more information, search for "Creating Incident List Views" in Help / University (*Elite > Community > Help / University*).

Searching and Filters

The Search box can only locate information from within a column currently displayed on the Elite Viewer list. Use the "Creating Incident List Views" article in Help / University to add or remove columns.